

Click here, erase and write
your Original Salt Marsh title
here. Use Brochure as Model



Click here, erase and write the
primary purpose of your salt
marsh presentation. Now go to
slide 2



Where is the Salt Marsh


- # In your own words describe where the salt marsh is.
- # Put in original comments describing the location. Insert your picture of choice from Marsh file.
- # To insert picture, go to find Marsh file. Click on picture and press insert. Go on to next slide

Why Visit the Salt Marsh.




- # Add at least 7 bullets of why you think people should go to the Marsh.
- # Then insert two new pictures here.

The Salt Marsh Dilemma




- # In your own words explain what is happening with the culvert, marsh and phragmites.
- # **USE BULLETS** and brief descriptions

Why Save the Salt Marsh?



- # In your own words tell us why we should save the salt marsh.

The Audubon



- # Talk about how your guide from the Audubon, aided in your understanding of the Salt Marsh, Beach, and Allen's Pond. End with a thank you.